

106-101 Lozenge Anti-Skate Stud



Above. Shown with attractive machine finish

Description

- Manufactured from 316 grade steel.
- Satin polish finish as standard.
- Constructed from non corrosive material.
- Decorative feature anti-skating device.
- 2no. M8 studs to be resin fixed to concrete, stone or timber.

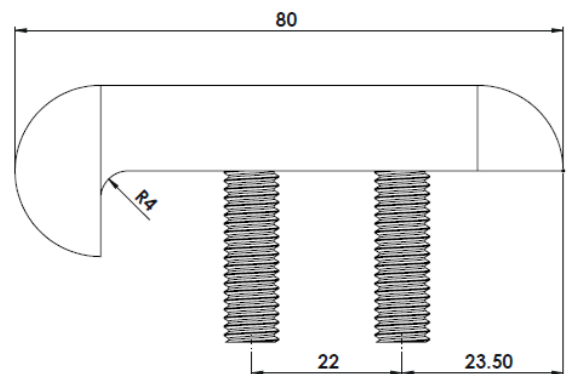

Standard Dimensions

- 25mm \varnothing
- 80mm Overall length + 12.5mm height
- 4mm Internal radius

Bespoke Options

- Specify required internal radius to suit edge of base product.
- 304 Grade stainless steel - Bronze - Aluminium - Anodised Aluminium
- Bright polish finish - Sandblasted Finish - Anodise to any RAL colour
- Bespoke sizing

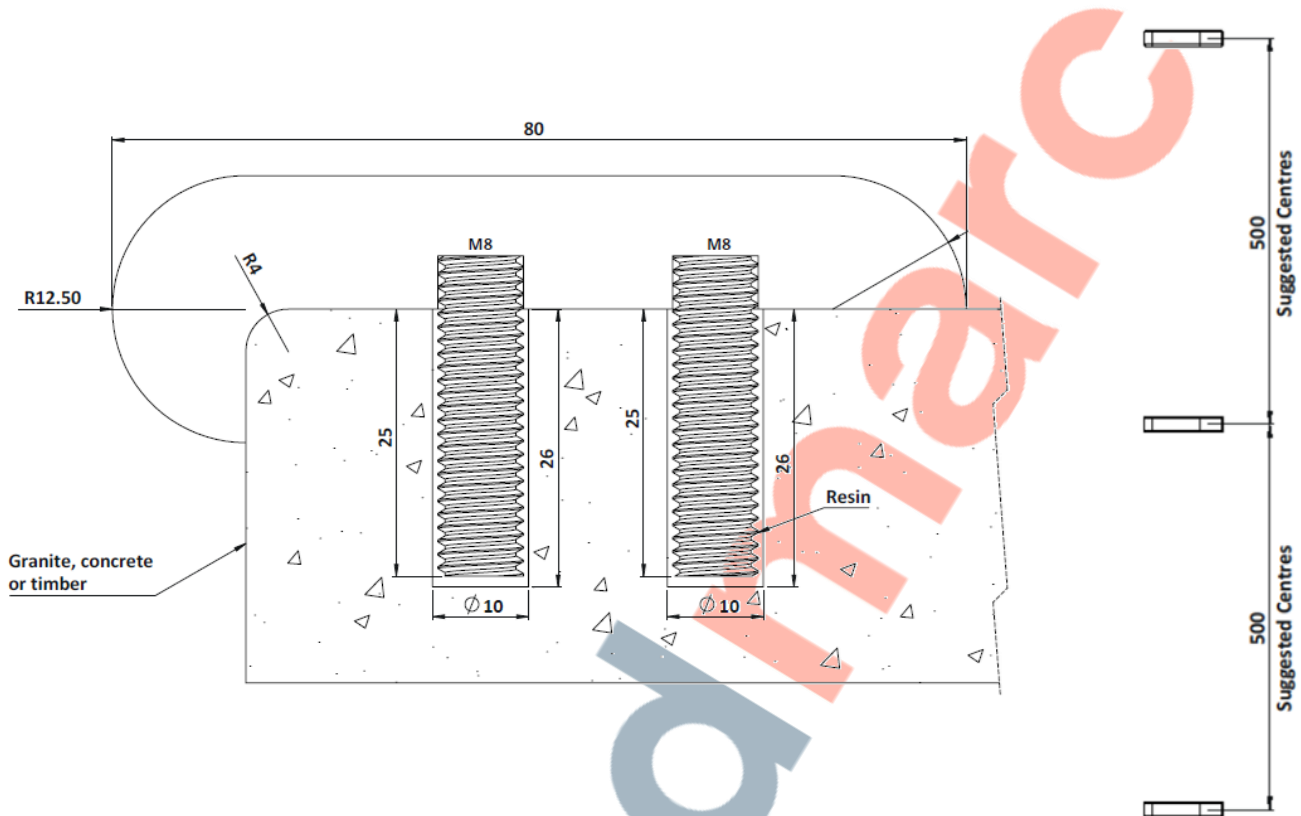
Full installation service - POA



DATASHEET

106-101 Lozenge Anti-Skate Stud

Installation



Installation

1. Drill 2no. holes 10mm in diameter to the depths shown above.
2. Remove dust and debris caused by drilling.
3. Following the product guidelines, found on the Resin tube, pour a sufficient amount to fill the drilled hole.
4. Push the stud into the hole firmly ensuring an edge seal around the entire stud
5. Allow a few minutes for the Polymer Modified Adhesive to set.

Cleaning & Maintenance

This product is designed for all weather exposure requiring only minimal maintenance as detailed below.

Stainless Steel: Manufactured from premium grade stainless steel. Maintenance free, inspect fixing every 6 months. Add additional Adhesive where required.

DATASHEET

106-101 Lozenge Anti-Skate Stud

