


# 400-102 Square Road Stud - Plain



**Above.** Shown with satin polish finish

## Description

Manufactured from Aluminium.

Satin polish finish as standard. Constructed from non corrosive material.

Long Service life.

Comes with a bevelled top.

Plain top.

## Dimensions

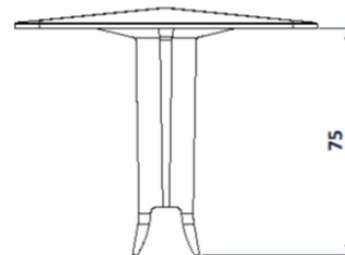
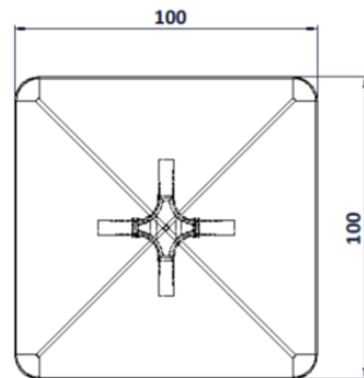
100mm x 100mm x 75mm

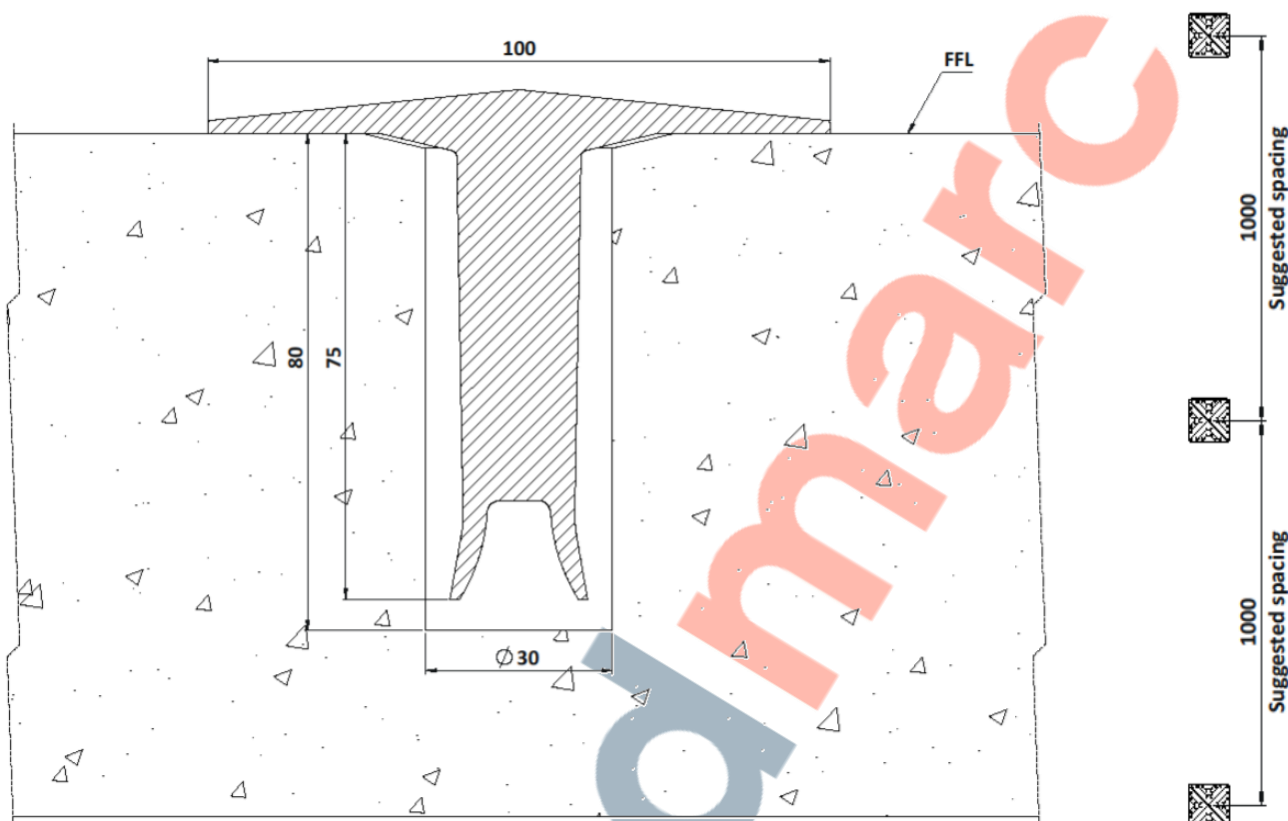
## Options

Ribbed topped version suitable for highway use

Stainless steel Version

**Full installation service - POA**





### Installation

1. Drill a hole 30mm in diameter to a depth of 80mm which should allow the crossing stud to sit level on the surface.

Note: for concrete surfaces it is necessary to prime the hole and surrounding road surface with bitumen emulsion primer prior to grouting.

2. Fill the hole fully with hot bitumen grout and IMMEDIATELY insert the marker shank and firmly press the head to the road surface taking care that the marker is properly aligned.

3. If necessary, pressing may be supplemented by light tamping with a wood or rubber headed mallet or similar. ON NO ACCOUNT SHOULD THE STUD BE HAMMERED.

4. The surplus of bitumen will be forced out of the hole by the ingoing shank to form a bed for the head. Any surplus bitumen beyond the area of the marker should be trimmed off.

### Cleaning & Maintenance

*This product is designed for all weather exposure requiring only minimal maintenance as detailed below.*

**Aluminium:** Manufactured from Aluminium. Maintenance free, inspect fixing every 6 months. Add additional Adhesive where required.

DATASHEET

## 400-102 Square Road Stud - Plain

